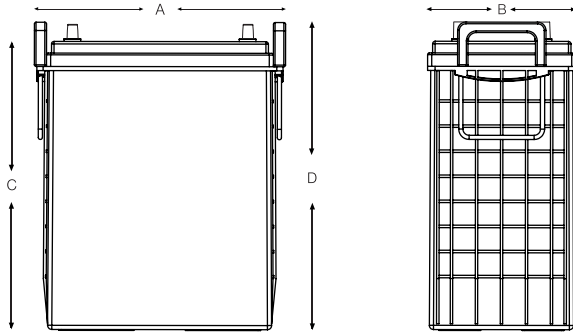
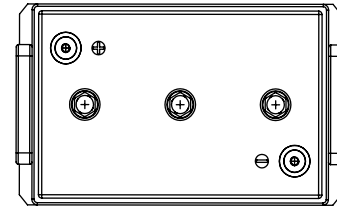


G06-06-240-3

Semi-Traction Bloc Battery



Left - positive Right - negative



Electrical Specifications

Voltage	6V
80% DOD Voltage Cutoff	5.6V
Self Discharge	Less than 3% per month (20°C/68°F)
Charge Temperature	Min: -10°C (14°F) / Max: 50°C (122°F)
Discharge Temperature**	Min: -40°C (-40°F) / Max: 50°C (122°F)
Storage	Min: -20°C (-4°F) / Max: 60°C (140°F)

Amp Hours (AH)					
20 HR	10 HR	5 HR	3 HR	2 HR	1 HR
300	284	240	222	208	168

** CAUTION: Depths of discharge, operating voltages and currents, when designing systems for use at maximum temperatures, will vary.

Mechanical Specifications

Industry Reference	305	
Length (A)	11.9 in	302 mm
Width (B)	7.0 in	178 mm
Height (C)	13.6 in	346 mm
Height (D)	14.6 in	370 mm
Weight	99 lb	45 kg
Terminal (Opt'l)*	A-Pole	
Cell(s)	3	
Electrolyte	Gel	
Terminal Torque Nm	8	

NOTE: There is a tolerance of +/-2%.

*Including A-Terminal

Features

Maintenance-free bloc batteries in Gel technology (no topping up during lifetime)

Good high current performance for extreme operating conditions

High-class patented safety valve

700 cycles (DIN EN 60254-1) (IEC 254-1)

Valve-regulated lead-acid battery

Recyclable

Long cycle life

Low self discharge rate allows for up to 2 years shelf life

Classified as a non-spillable battery is not restricted for transportation by:

- Air (IATA/ICAO provision 67)
- Ground (STB, DOT-CFR-HMR49)
- Water (IMDG amendment 27)

Applications

Electric vehicles

Wheelchairs

Cleaning machines

Electric working platforms

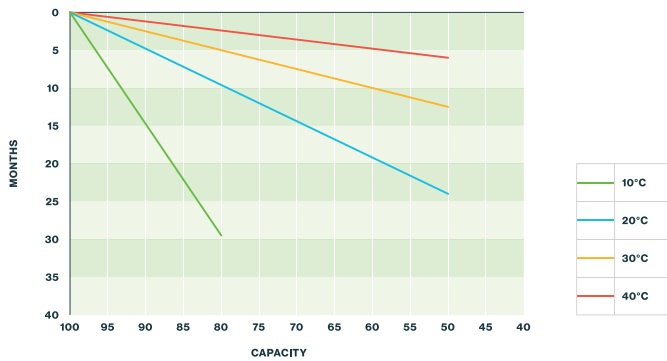
Universal for multiple cyclic applications

Charging profile

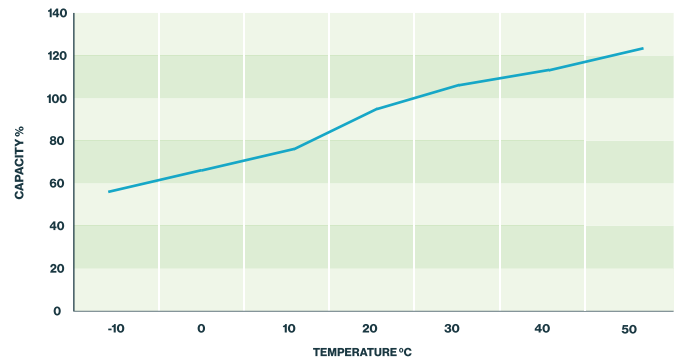
IU Charging I = min. 12% C₅ max. 18% C₅
U = 2.4 V per cell

IUI Charging I₁ = min. 12% C₅ max. 18% C₅
U = 2.35 V per cell
I₂ = 1.5% C₅ for max. 4 hours

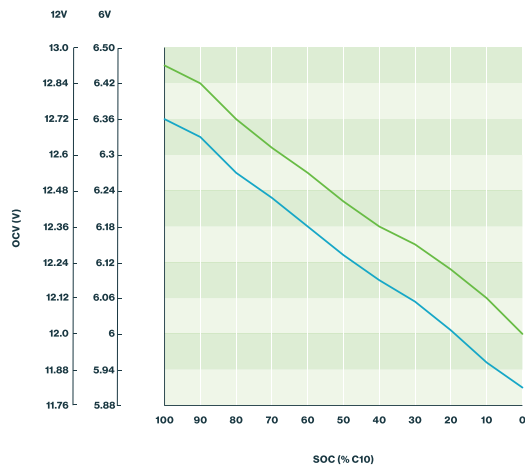
Self discharge at different temperatures



Capacity vs. temperature



Storage: Determine the state of charge



Relation between charging, voltage and temperature

