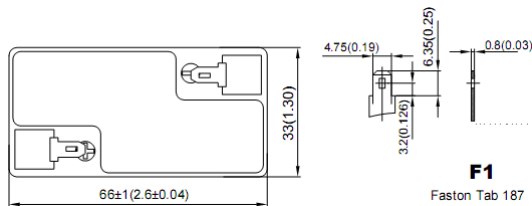
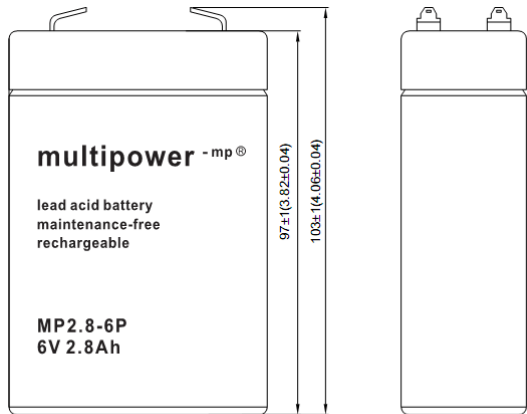


RECHARGEABLE SEALED LEAD ACID BATTERY

SPECIFICATION

MP2,8-6P



F1
Faston Tab 187

Nominal Voltage(V) 6V

Nominal Capacity

20 hour rate	(0.140A to 5.4V)	2.80Ah
10 hour rate	(0.260A to 5.4V)	2.60Ah
5 hour rate	(0.470A to 5.25V)	2.35Ah
1 C	(2.8A to 4.8V)	1.49Ah
3 C	(8.4A to 4.8V)	0.98Ah

Weight Approx. 570g(1.26Lbs.)

Internal Resistance (at 1KHz) Approx. 30 mΩ

Maximum Discharge Current for

5 seconds: 42A

Charging Methods at 25°C(77°F)

Cycle use:

Charging Voltage 7.20 to 7.50V

Coefficient -15.0mv/°C/cell

Maximum Charging Current: 0.84 A

Standby use:

Float Charging Voltage 6.75 to 6.90V

Coefficient -10.0mv/°C/cell

Operating Temperature Range

Charge 0°C(32°F) to 40°C(104°F)

Discharge -15°C(5°F) to 50°C(122°F)

Storage -15°C(5°F) to 40°C(104°F)

Charge Retention (shelf life) at 20°C(68°F)

1 month 92%

3 month 90%

6 month 80%

Case Material

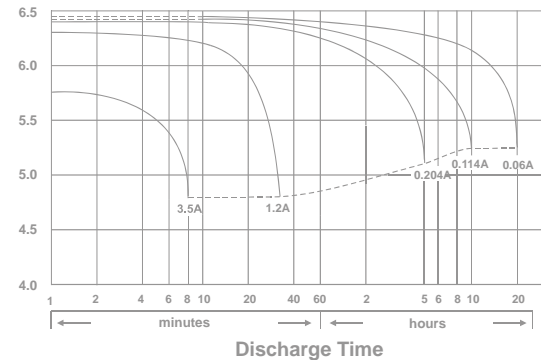
ABS

(UL94 HB flame retardant case / cover)

Terminal

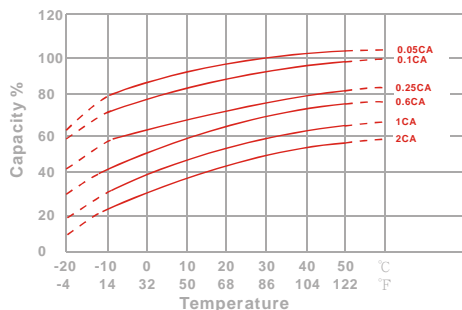
F1(Faston Tab 187)

(V) FOR 6V BATTERY
Discharge Time VS. Discharge Current (25°C)

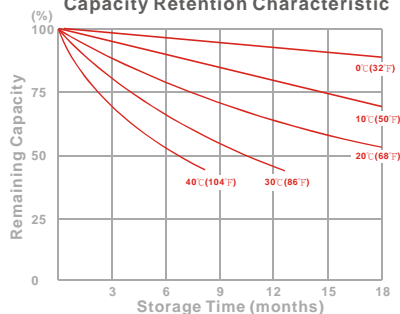


CHARACTERISTIC & PERFORMANCE DATA

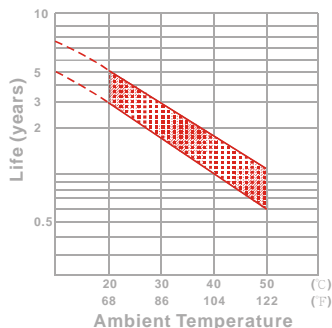
Effect of Temperature on Capacity 25°C(77°F)



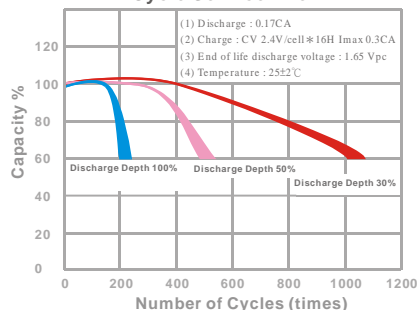
Capacity Retention Characteristic



Trickle (or float) Service Life



Cycle Service Life



- PERFORMANCE DATA

Discharge Rates in Watts to Various End Voltages at 25°C(77°F)

End Voltage		1.85V	1.80V	1.75V	1.70V	1.67V	1.65V	1.60V
Time								
5	min	10.1	12.3	14.4	16.2	16.8	17.6	18.2
10	min	7.14	8.43	9.44	10.3	10.7	10.9	11.3
15	min	5.94	6.83	7.47	8.01	8.25	8.37	8.62
30	min	4.2	4.61	4.89	5.1	5.20	5.27	5.37
60	min	2.66	2.85	2.99	3.09	3.14	3.2	3.25
120	min	1.64	1.73	1.79	1.86	1.90	1.9	1.94
180	min	1.25	1.31	1.35	1.38	1.40	1.41	1.43
240	min	1.03	1.08	1.11	1.13	1.16	1.14	1.17
300	min	0.879	0.911	0.93	0.947	0.961	0.964	0.978
600	min	0.507	0.522	0.528	0.534	0.540	0.539	0.545
1200	min	0.28	0.281	0.282	0.286	0.287	0.288	0.289

- Discharge Rates in Amperes to Various End Voltages at 25°C(77°F)

End Voltage		1.85V	1.80V	1.75V	1.70V	1.67V	1.65V	1.60V
Time								
5	min	5.38	6.61	7.83	8.89	9.34	9.8	10.3
10	min	3.75	4.47	5.06	5.58	5.81	6	6.25
15	min	3.09	3.58	3.95	4.28	4.47	4.52	4.72
30	min	2.15	2.38	2.54	2.67	2.75	2.78	2.86
60	min	1.35	1.46	1.53	1.6	1.64	1.66	1.7
120	min	0.826	0.878	0.916	0.953	0.981	0.981	1.01
180	min	0.629	0.662	0.685	0.707	0.725	0.725	0.743
240	min	0.517	0.544	0.561	0.575	0.589	0.587	0.601
300	min	0.439	0.458	0.47	0.482	0.492	0.493	0.503
600	min	0.251	0.26	0.265	0.27	0.274	0.274	0.278
1200	min	0.139	0.14	0.141	0.144	0.145	0.146	0.147

All data on the spec. sheet is an average value:

The tolerance range : $X < 6\text{min}$ (+15%~-15%), $6\text{min} \leq X < 10\text{min}$ (+12%~-12%), $10\text{min} \leq X < 60\text{min}$ (+8%~-8%), $X \geq 60\text{min}$ (+5%~-5%)