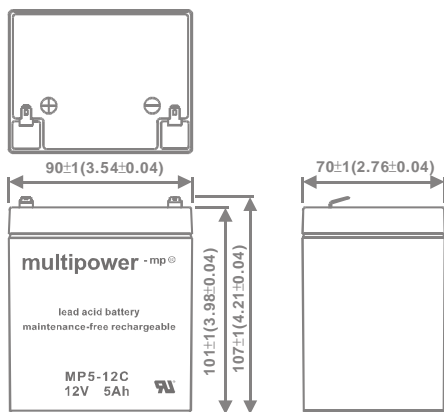
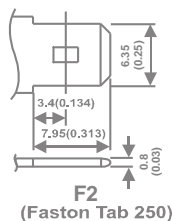
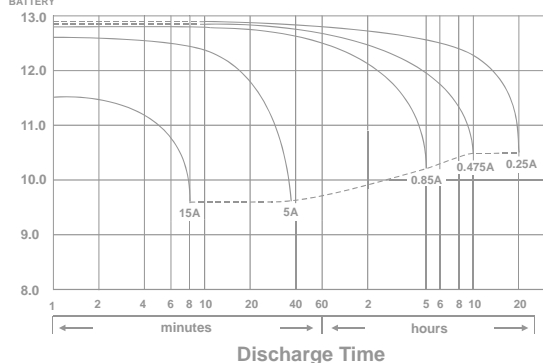


## RECHARGEABLE SEALED LEAD ACID BATTERY

## SPECIFICATION



(V) FOR 12V BATTERY  
Discharge Time VS. Discharge Current (25°C)



### MP5-12C

Nominal Voltage (V) 12V

#### Nominal Capacity

20 hour rate	(0.25A	to	10.50V)	5.00Ah
10 hour rate	(0.475A	to	10.50V)	4.75Ah
5 hour rate	(0.85A	to	10.20V)	4.25Ah
1 C	(5A	to	9.60V)	3.17Ah
3 C	(15A	to	9.60V)	2.00Ah

Weight Approx. 1.9kg (4.18lbs)

Internal Resistance (at 1KHz) Approx. 18 mΩ

#### Maximum Discharge Current for

5 seconds: 75A

#### Charging Methods at 25°C (77°F)

Cycle use:  
Charging Voltage 14.70V to 14.80V

Coefficient -5.0mv/°C/cell  
Maximum Charging Current: 1.5A

Standby use:  
Float Charging Voltage 13.50V to 13.80V  
Coefficient -3.0mv/°C/cell

#### Operating Temperature Range

Charge -15°C (5°F) to 40°C (104°F)

Discharge -15°C (5°F) to 50°C (122°F)

Storage -15°C (5°F) to 40°C (104°F)

#### Charge Retention (shelf life) at 20°C (68°F)

1 month 92%

3 month 90%

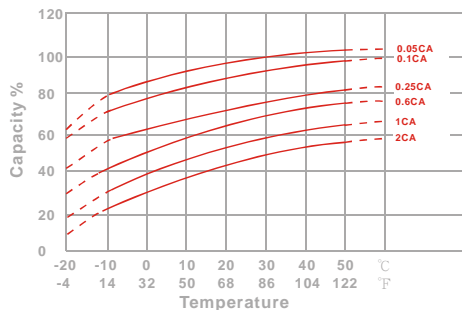
6 month 80%

Case Material ABS  
(UL94 HB flame retardant case / cover)

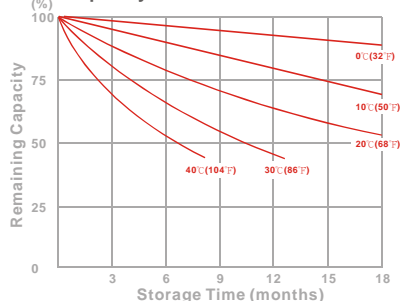
Terminal F2 (Faston Tab 250)

## CHARACTERISTIC & PERFORMANCE DATA

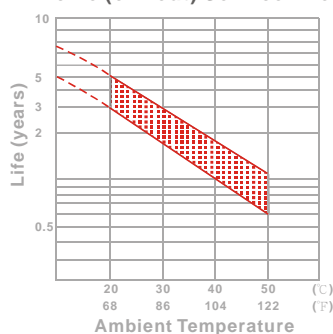
Effect of Temperature on Capacity 25°C (77°F)



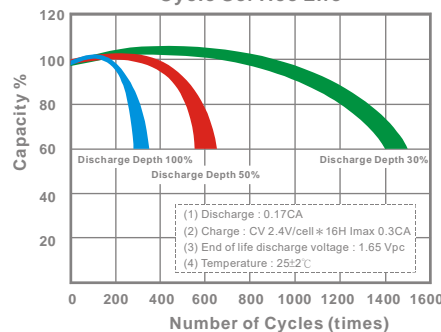
Capacity Retention Characteristic



Trickle (or float) Service Life



Cycle Service Life



### - PERFORMANCE DATA

Discharge Rates in Watts to Various End Voltages at 25°C (77°F)

End Voltage		1.85V	1.80V	1.75V	1.70V	1.67V	1.65V	1.60V
Time								
5	min	214	232	244	256	261	268	276
10	min	154	166	174	180	183	187	193
15	min	120	128	132	136	138	140	143
30	min	65.6	68.9	71.2	73.6	74.4	75.3	76.0
60	min	35.7	37.6	38.8	40.2	40.9	41.6	42.4
120	min	18.8	20.3	21.2	21.9	22.3	22.8	23.5
180	min	15.2	16.3	17.1	17.8	18.1	18.4	18.9
240	min	12.1	12.9	13.6	14.0	14.2	14.4	14.7
300	min	10.4	11.2	11.7	11.9	12.0	12.1	12.3
600	min	6.05	6.53	6.89	7.02	7.08	7.14	7.23
1200	min	3.18	3.43	3.62	3.69	3.72	3.75	3.80

### - Discharge Rates in Amperes to Various End Voltages at 25°C (77°F)

End Voltage		1.85V	1.80V	1.75V	1.70V	1.67V	1.65V	1.60V
Time								
5	min	17.4	21.3	23.4	25.3	25.9	26.5	27.2
10	min	12.9	14.5	15.4	15.9	16.3	16.6	17.0
15	min	9.72	10.3	10.7	10.9	11.0	11.1	11.3
30	min	5.72	6.03	6.13	6.25	6.29	6.34	6.42
60	min	3.04	3.20	3.38	3.46	3.49	3.53	3.59
120	min	1.58	1.70	1.79	1.87	1.91	1.94	1.99
180	min	1.23	1.31	1.37	1.43	1.45	1.48	1.51
240	min	1.00	1.07	1.11	1.15	1.16	1.18	1.21
300	min	0.851	0.898	0.919	0.942	0.953	0.962	0.978
600	min	0.497	0.506	0.514	0.521	0.524	0.529	0.535
1200	min	0.268	0.274	0.279	0.284	0.286	0.287	0.291

All data on the spec. sheet is an average value:

The tolerance range :  $X < 6\text{min}$  (+15%~-15%),  $6\text{min} \leq X < 10\text{min}$  (+12%~-12%),  $10\text{min} \leq X < 60\text{min}$  (+8%~-8%),  $X \geq 60\text{min}$  (+5%~-5%)