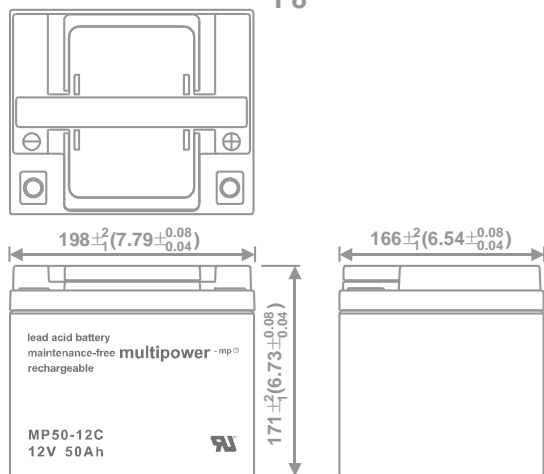
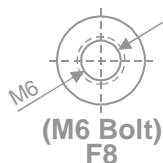


## RECHARGEABLE SEALED LEAD ACID BATTERY

## SPECIFICATION



### MP50-12C

Nominal Voltage (V) 12V

#### Nominal Capacity

20 hour rate	(2.5A to 10.50V)	50.00Ah
10 hour rate	(4.75A to 10.50V)	47.50Ah
5 hour rate	(8.5A to 10.20V)	42.50Ah
1 C	(50A to 9.60V)	31.67Ah
3 C	(150A to 9.60V)	20.00Ah

Weight Approx. 14.3kg (31.46lbs)

Internal Resistance (at 1KHz) Approx. 5 mΩ

#### Maximum Discharge Current for

5 seconds: 600A

#### Charging Methods at 25°C (77°F)

Cycle use:	
Charging Voltage	14.70V to 14.80V
Coefficient	-5.0mV/°C/cell
Maximum Charging Current:	15A
Standby use:	
Float Charging Voltage	13.50V to 13.80V
Coefficient	-3.0mV/°C/cell

#### Operating Temperature Range

Charge	-15°C (5°F) to 40°C (104°F)
Discharge	-15°C (5°F) to 50°C (122°F)
Storage	-15°C (5°F) to 40°C (104°F)

#### Charge Retention (shelf life) at 20°C (68°F)

1 month	98%
3 month	94%
6 month	85%

#### Case Material

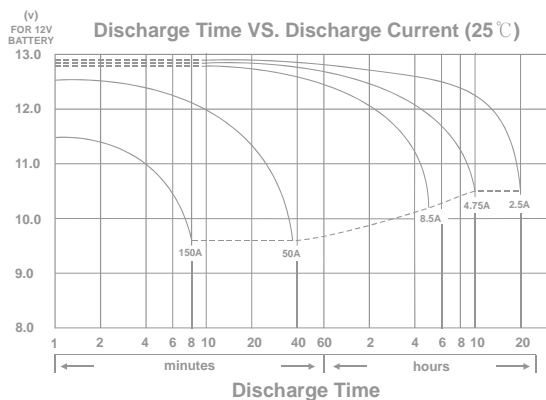
(UL94 HB flame retardant case / cover) ABS

#### Terminal

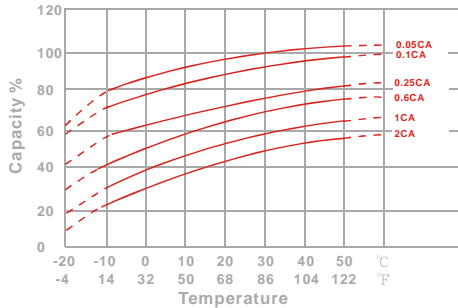
F8

#### Description of torque value of hard ware for the terminals:

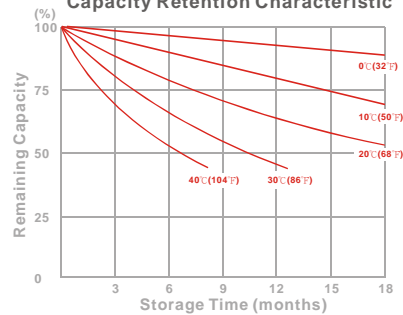
Recommended torque value	M6: 5.39 N·m (55kg·cm)
Maximum allowable torque value	M6: 8.82 N·m (90kg·cm)



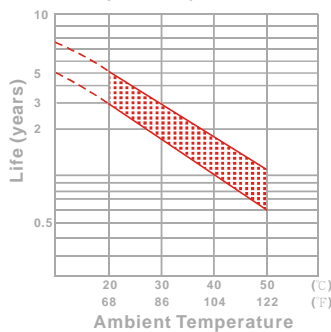
Effect of Temperature on Capacity 25°C (77°F)



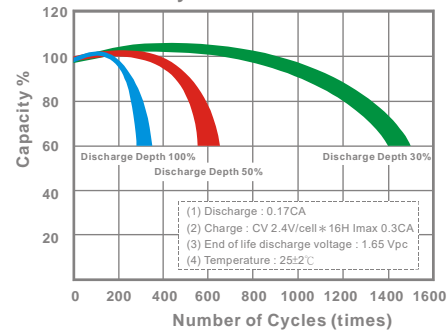
Capacity Retention Characteristic



Trickle (or float) Service Life



Cycle Service Life



**- PERFORMANCE DATA**

**Discharge Rates in Watts to Various End Voltages at 25°C (77°F)**

End Voltage		1.85V	1.80V	1.75V	1.70V	1.67V	1.65V	1.60V
Time								
5	min	1410	1693	1895	2031	2060	2090	2124
10	min	1005	1194	1309	1370	1395	1419	1445
15	min	742	858	940	981	997	1013	1027
30	min	459	528	571	590	597	605	613
60	min	316	332	342	350	353	357	360
120	min	175	192	200	207	209	212	215
180	min	125	136	143	148	150	152	154
240	min	103	110	114	118	119	121	123
300	min	95.6	99.3	102	104	105	106	107
600	min	51.7	54.6	56.3	57.4	57.7	58.1	58.6
1200	min	27.5	29.2	30.3	31.0	31.2	31.5	31.8

**- Discharge Rates in Amperes to Various End Voltages at 25°C (77°F)**

End Voltage		1.85V	1.80V	1.75V	1.70V	1.67V	1.65V	1.60V
Time								
5	min	136	163	181	195	202	206	210
10	min	86.7	104	115	123	125	128	131
15	min	76.2	82.8	85.8	88.4	89.1	90.0	91.0
30	min	44.5	49.7	51.7	53.3	53.8	54.4	55.1
60	min	25.5	28.2	29.3	30.0	30.2	30.5	30.8
120	min	15.1	16.2	16.8	17.3	17.5	17.7	17.9
180	min	11.0	11.7	12.1	12.4	12.5	12.6	12.7
240	min	8.96	9.44	9.70	9.89	9.96	10.1	10.2
300	min	7.85	8.26	8.50	8.67	8.73	8.80	8.87
600	min	4.41	4.65	4.76	4.82	4.84	4.87	4.91
1200	min	2.32	2.44	2.50	2.55	2.57	2.59	2.61

All data on the spec. sheet is an average value:

The tolerance range :  $X < 6\text{min}$  (+15%~-15%),  $6\text{min} \leq X < 10\text{min}$  (+12%~-12%),  $10\text{min} \leq X < 60\text{min}$  (+8%~-8%),  $X \geq 60\text{min}$  (+5%~-5%)